

SAMSON[®]

patio screen doors



Heavy Dual Wall Aluminum Frame

- 2-1/2" x 1" x .055 wall thickness
- Ergonomic frame design
- Powder Coated finish



Strong Aluminum Corner Key

- Keeps frame square and eliminates drag
- Mechanically secured - (4) fasteners per corner



Exclusive Self-Locking Screen System™

- Screen absolutely will not blow out
- Kid and pet proof
- 18/14, 20/20 and Super Screen™ Available



Integrated Screen Trim Channel

- Easy screen trimming after install



Two Seals To Choose From

- Flexible Vinyl
- or
- Rigid Vinyl with Wool Pile



Premium Recessed Handle

- Auto-latching
- Rocker style lock



Oversized 1-1/4" Rollers

- Sealed wheel bearings
- Deep wheel stays on track
- Easy wheel adjustment
- Smooth glide operation

Order To Size

- Available up to 72" wide by 120" high

Standard Powder Coated Finishes

- White and Bronze

Optional Powder Coated Finishes

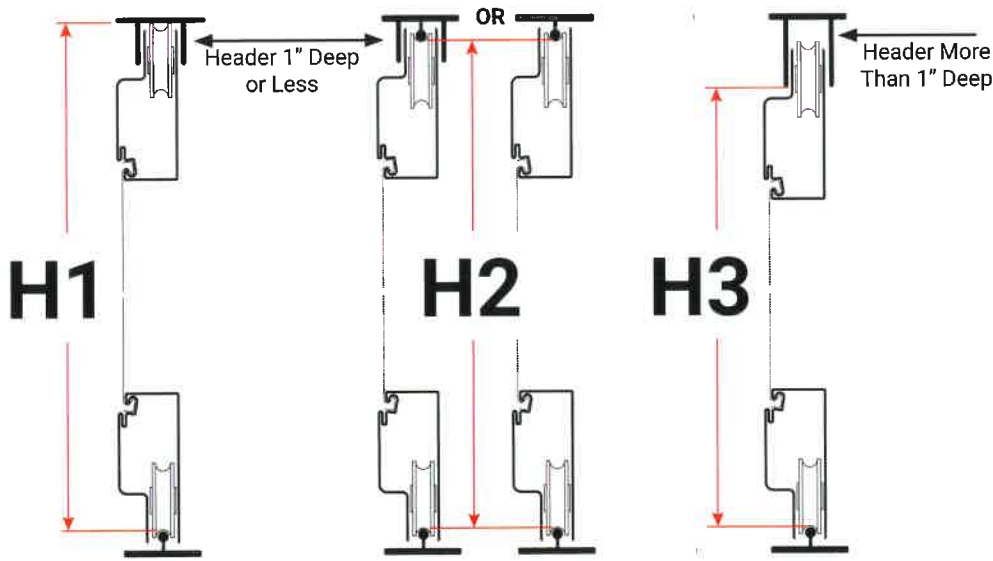
- Ivory, Sandstone, Clay, and Black



THE LAST
PATIO
SCREEN
DOOR YOU'LL
BUY

Optional Accessories

- Optional Stainless Steel Coastal Package
- Optional Nylon Roller Wheels
- Astragal for French Door Configuration



Standard roller width will accommodate a track up to .153" (the thickness of three dimes).
If track is wider than three dimes, specify a Wide Roller when ordering.

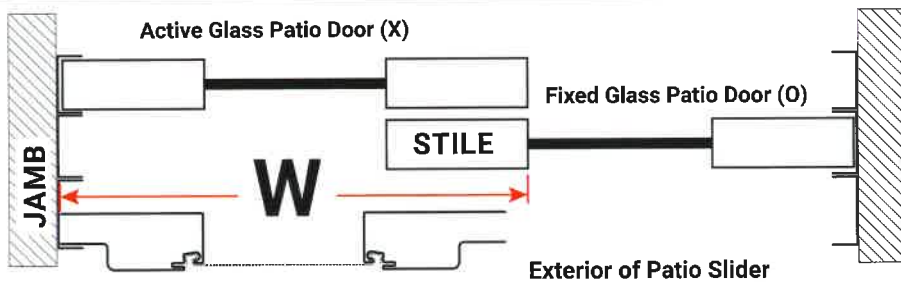
1 MEASURE HEIGHT:
Begin by selecting the configuration to the left that best represents your track system.

H1 Configuration
Measure inside header to bottom track and **subtract 1/8"**

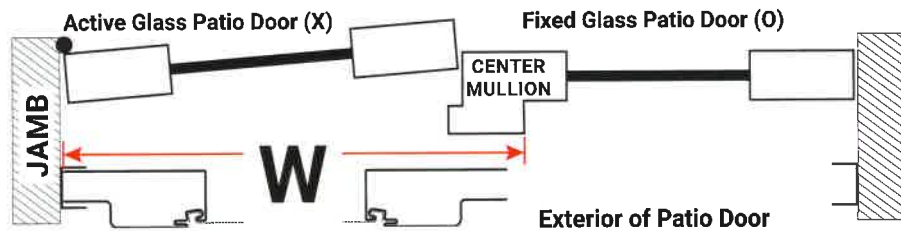
H2 Configuration
Measure from header track to bottom track and **add 1/4"**

H3 Configuration
Measure from underside of header to bottom track and **add 1/2"**

HEIGHT = _____

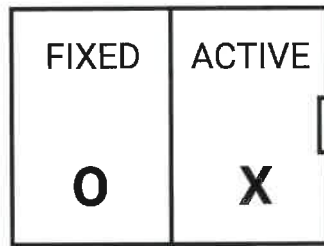
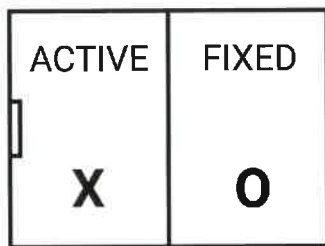


OR



2 MEASURE WIDTH:
Using the illustrations to the left, Measure from Jamb side of Operating Glass Patio Door to Stile of Fixed Glass Patio Door and **subtract 1/2"**

WIDTH = _____

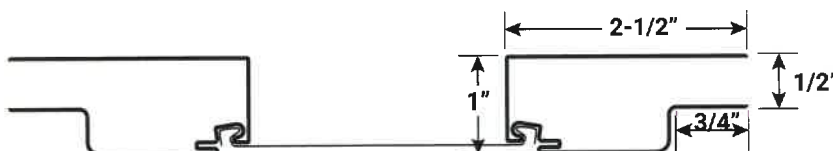


Always view configuration from Outside Looking In (OSLI)

3 CONFIGURATION:
Using the illustration to the left to determine configuration. Always view configuration from the Outside Looking In (OSLI).

XO = Left Handle, OSLI
OX = Right Handle, OSLI

CONFIGURATION = _____



Exterior of Patio Slider