

AMERICAN SCREEN CORPORATION

SCREEN•TECH®

FIBERGLASS INSECT SCREENING



**FIBERGLASS & ALUMINUM SCREEN CLOTH
THRESHOLDS | SCREEN FRAME COMPONENTS
ALUMINUM BUILDING PRODUCTS**

WWW.SCREENTECHUSA.COM



FIBERGLASS INSECT SCREEN

A HISTORY OF QUALITY

Our history dates back to the 1950's when a small company, Bennett Mfg. Co., supplied the Florida building industry with manufactured products such as aluminum thresholds, door hardware, soffit ventilation screens, and other related products. During the 1960s, fiberglass screening came into high demand and the company became one of the largest suppliers of screen in the country. In the 1970s the brand name SCREEN-TECH® was trade-marked and SCREEN-TECH® screening became widely known as a leading supplier of premier quality products.

In 1983, Bennett Mfg. along with the well-known SCREEN-TECH® brand, became AMERICAN SCREEN CORPORATION. Today we are one of the largest wholesale screening suppliers in both the domestic and export markets with thousands of rolls of screening always in stock and available for immediate shipment. Over the years, we have also expanded our line of screen-related products, and are continuously diversifying to meet the growing demand in the industry and staying abreast with technological advances to create more sustainable, safer and comfortable products that will deliver the best end-user experience.

At SCREEN-TECH® we are dedicated to supplying our customers with:

- The highest quality products
- Options that will maximize comfort and performance
- Proven solutions and competitive pricing
- Dedication to responding to requests with the fastest possible service

Our customers, including homeowners, building owners, interior designers, general contractors, and the industrial and manufacturing sectors, come to us knowing that our

experienced team members will always strive to provide reliable solutions to any screen and enclosure challenges, no matter how simple or complex.

For decades, we have been known as a trusted partner that constantly exceeds expectations, stands behind the quality of our products, and especially our commitment to go the extra mile to deliver the best product technology, performance, protection and innovation.

CONTENTS


FIBERGLASS INSECT SCREEN	1
FIBERGLASS SOLAR SCREEN	3
POLYESTER SCREEN	4
METAL SCREEN	5
BOX TYPE SCREEN FRAME	7
RECESS TYPE SCREEN FRAME	8
WINDOW SCREEN HARDWARE	9
SCREEN SPLINE	12
TOOLS & SUPPLIES	13
PATIO DOORS	14
PATIO DOOR ACCESSORIES	17
PATIO EXTRUSIONS	18
THRESHOLDS	19
COILS & ALUMINUM SHAPES	20
GUTTERS, PLATES & VENTS	21

STANDARD FIBERGLASS

- Will not shrink, rust or dent
- Resilient, easy to use, and long lasting.

Our standard grade fiberglass screening is recommended for windows and doors.

MESH	18x16
WIRE DIAMETER	.011"
COLORS	Gray, Charcoal
STANDARD WIDTH	4" through 54" in 2" increments plus 60", 72", 84", 96"
ROLL LENGTH	100' or 600'



HEAVY DUTY FIBERGLASS

- Recommended for patio and pool enclosures

The thicker wire diameter and slightly more open mesh make this the perfect choice for larger areas such as porches, patios and pool enclosures.

MESH	18x14
WIRE DIAMETER	.013"
COLORS	Gray*, Charcoal
STANDARD WIDTH	24", 30", 36", 42", 48", 54", 60", 66", 72", 78", 84", 90", 96", 102", 108"
ROLL LENGTH	100'

*Check size availability for Gray



20x20 FINE MESH

- Proven effective in areas that need extra protection from tiny insects commonly called sand flies or "no-see-ums"

The heavy gauge construction allows use in patio enclosures as well as windows and doors.

MESH	20x20
WIRE DIAMETER	.013"
COLORS	Gray*, Charcoal
STANDARD WIDTH	36", 48", 60", 72", 78", 84", 90", 96", 108"
ROLL LENGTH	100'

*Check size availability for Gray





CLEAR VUE

Clear Vue screen features low diameter fiberglass yarns which, when combined with more yarns per inch, provides the optical illusion that the screen is invisible. Clear Vue allows up to 50% more natural light and dramatically improves airflow versus standard screen.

MESH	20x20
WIRE DIAMETER	.008"
COLORS	Charcoal
STANDARD WIDTH	18", 20", 24", 26", 28", 30", 32", 34", 36", 42", 48", 60", 72"
ROLL LENGTH	100', 600'

ENERGY SAVING SOLAR SHADE

- Helps lower cooling costs
- Protects furniture, carpets, and draperies from fading

Solar Shade blocks out 75% of the sun's heat and glare without sacrificing outward visibility.

MESH	54x18
WIRE DIAMETER	.013", .011"
COLORS	Charcoal
STANDARD WIDTH	24", 30", 36", 48", 60", 72", 84", 96"
ROLL LENGTH	100'



LAMINATED SCREENING

- Keeps out water and dirt
- Used to create privacy in desired areas

Screen-Tech® Screen Glass™, a 5 Mil clear plastic bonded to an 18x14 heavy duty fiberglass screen, is used on lower sections of patio and pool enclosures to keep patio area clean. It is not recommended for use in roof panels.


COLORS	Charcoal
STANDARD WIDTH	36", 72"
ROLL LENGTH	25', 50', 100'

20x30 EXTRA FINE MESH

- Extra fine mesh construction

Offers similar solar performance to our standard 54x18 Solar Screen (65%) and delivers the ultimate in tiny insect protection.

MESH	20x30
WIRE DIAMETER	.013"
COLORS	Charcoal
STANDARD WIDTH	24", 30", 36", 48", 60", 72", 84", 96"
ROLL LENGTH	100'



40X40 90% SOLAR SHADE

- Our ultimate fiberglass solar screen

Offers the highest level of protection from the sun's rays.

MESH	40x40
WIRE DIAMETER	.013"
COLORS	Charcoal
STANDARD WIDTH	36", 48", 60", 72", 96"
ROLL LENGTH	100'






NANO 50/60 POOL & PATIO SCREEN

- **The original super strong screening**
- **Much stronger and longer lasting than any fiberglass screen**
- **10-year warranty**

More resistant to pets, golf balls and other hazards than fiberglass screens. Available in 17x14 Mesh and 17x20 Mesh. Made in USA.

MESH	17x14 and 17x20
WIRE DIAMETER	.014"
COLORS	Charcoal
STANDARD WIDTH	36", 48", 60", 72", 84", 96", 108", 120", 126"



PET SCREEN

- **Ultra strong screening resists tears and damage by cats and dogs**

Perfect for areas where children or pets may push against a surface, such as a screen door.

MESH	14x10
WIRE DIAMETER	.025"
COLORS	Black
STANDARD WIDTH	36", 48", 60"
ROLL LENGTH	25', 50', 100'



SUN TECH SOLAR SCREEN

- **Sun Tech blocks up to 80%/90% of the sun's rays**
- **Available in 80% and 90%**
- **Excellent resistance to pet damage**

Highly durable shading fabric produced with vinyl-coated polyester yarn.

MESH	16x14.5 and 20x18
WIRE DIAMETER	.025"
COLORS	Black, Gray, Brown, Desert Sand, White, Sandstone
STANDARD WIDTH	36", 48", 60", 72", 96"
ROLL LENGTH	100'

ALUMINUM

- **Tough and durable**
- **Protective finishes prevent corrosion rust or mildew**

Recognized for its long life properties. It is pet and tear resistant and also protects against insects.

MESH	18x16
WIRE DIAMETER	.011"
COLORS	Bright, Charcoal, Black
STANDARD WIDTH	4" through 48" in 2" increments, plus 54", 60", 72"
ROLL LENGTH	100'



BRONZE (COPPER)

- **Effective for controlling pests**

Bronze (90% copper, 10% zinc) delivers ultimate durability and long life. It is excellent for windows and porches, and it delivers a unique elegant charm.

MESH	18x14
WIRE DIAMETER	.011"
COLORS	Bright
STANDARD WIDTH	6", 8", 24", 30", 36", 48", 60"
ROLL LENGTH	100'



GALVANIZED STEEL

- **Tough zinc-coated steel**
- **Stronger than fiberglass and aluminum**

Galvanized steel is mostly used for industrial and heavy-duty commercial applications.

MESH	18x14
WIRE DIAMETER	.009"
COLORS	Gray
STANDARD WIDTH	36", 48"
ROLL LENGTH	100'



METAL SCREEN

BOX TYPE SCREEN FRAME



STAINLESS STEEL

• **Most popular for use in industrial applications**

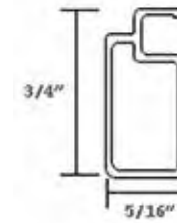
This type 304 alloy is known for its corrosion resistance and strength.

MESH	18x14
WIRE DIAMETER	.009" and .011"
COLORS	Bright
STANDARD WIDTH	36", 48"
ROLL LENGTH	100'



19-11 – 5/16" x 3/4" (SMALL SPLINE)

CATALOG NUMBER	#1911MF – Mill, #1911BZ – Bronze, #1911WH – White
GAUGE	0.019
PIECES PER CARTON	160
LENGTH	12'6"



CORNER LOCK
#61-011 – Aluminum
#61-011P – Plastic



SQUARE CUT CORNER (NO MITER CUT)
#60-211G – Silver
#60-211B – Bronze
#60-211W – White



SQUARE CORNER WITH PULL TAB
#60-311G – Grey
#60-311B – Bronze
#60-311W – White



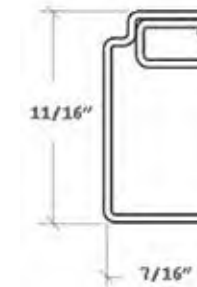
5/16" PLASTIC SWIVEL CLIP
#84-088B – Bronze
#84-088W – White



STRETCHER CLIP
#83-006

19-15 – 7/16" x 11/16" (SMALL SPLINE)

CATALOG NUMBER	#1915 – Mill, #1915B – Bronze, #1915W – White
GAUGE	0.019
PIECES PER CARTON	120
LENGTH	12'6"



CORNER LOCK
#60-015 – Aluminum
#60-015P – Plastic



SQUARE CUT CORNER (NO MITER CUT)
#60-215G – Silver
#60-215B – Bronze
#60-215W – White



7/16" SCREEN STRETCHER CLIP
#83-013



7/16" PLASTIC SWIVEL CLIP
#84-090B – Black
#84-090W – White



FRICTION HANGER
#81-015

BOX TYPE SCREEN FRAME

RECESS TYPE SCREEN FRAME

19-88 3/4" x 3/8" (SMALL SPLINE)



CATALOG NUMBER	#1988 – Mill, #1988B – Bronze, #1988W – White
GAUGE	0.019
PIECES PER CARTON	130
LENGTH	12'6"



CORNER LOCK
#60-088
#60-088P – Plastic



Z CLIP
#86-086



3/8" PLASTIC CLIP
#84-089B – Black
#84-089W – White



SQUARE PLASTIC CORNER
#60-288G – Grey
#60-288B – Bronze
#60-288W – White

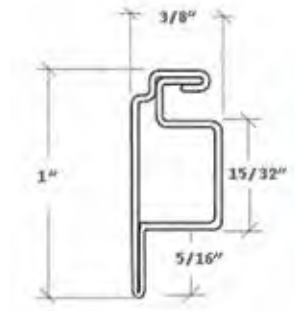


STRETCHER CLIP
#83-088



FRICTION HANGER
#81-012

19-39 1" x 3/8" (SMALL SPLINE) WITH 5/16" FLAT EDGE FLANGE



CATALOG NUMBER	#1939MF – Mill, #1939BZ – Bronze, #1939WH – White
GAUGE	0.019
PIECES PER CARTON	120
LENGTH	12'8"



CORNER LOCK – PLASTIC SQUARE CUT
#60-0239G – Gray
#60-0239B – Bronze
#60-0239W – White



36-04 CROSSBRACE

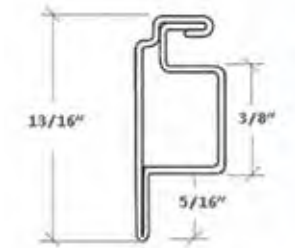
CATALOG NUMBER	#36-04 – Mill, #36-04B – Bronze, #36-04W – White
PIECES PER CARTON	230
LENGTH	12'6"



CROSSBRACE INSERT
#60-064



19-56 13/16" x 3/8" (SMALL SPLINE) WITH 5/16" FLAT EDGE FLANGE



CATALOG NUMBER	#1956MF – Mill, #1956BZ – Bronze, #1956WH – White
GAUGE	0.019
PIECES PER CARTON	170
LENGTH	12'6"



CORNER LOCK
#60-55P



STRETCHER CLIP
#83-005



FLAT NYLON WING CLIP
#84-081B
#84-081W




1/16" SWIVEL CLIP
#84-084B
84-084W

WINDOW SCREEN HARDWARE


WINDOW SCREEN HARDWARE



WIRE LOOP LATCH WITH SCREW
#72-039 (Latch)
#90-009 (Screw)



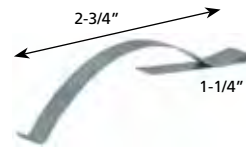
STEP DRILL BIT FOR PLUNGER INSTALLATION
#8653



WIRE TENSION SPRING
#88-007



3-1/4" STAINLESS STEEL TENSION SPRING
#88-035



HOLELESS TENSION SPRING
#40-40
#40-40S - Small
(2-17/16" x 3/16")



5/16" PLASTIC SWIVEL CLIP
#84-088 - White



5/16" PLASTIC SWIVEL CLIP
#84-088 - Black



3/8" PLASTIC SWIVEL CLIP
#84-089 - White



3/8" PLASTIC SWIVEL CLIP
#84-089 - Black



7/16" PLASTIC SWIVEL CLIP
#84-090 - White



RECESSED CLIP FOR AWNING WINDOW (RIGHT)
#84-107



RECESSED CLIP FOR AWNING WINDOW (LEFT)
#84-007



FLAT SWIVEL CUP
#84-062B
#84-062W



C-CLIP
#86-003 - 3/16"
#86-004 - 1/4"
#86-008 - 3/8"



C-CLIP
#86-010 - 7/16"
#86-011 - 5/16"



7/16" PLASTIC SWIVEL CLIP
#84-090 - Bronze



NYLON PLUNGER WITH SNAP ON KNOB
#74-002



ALUMINUM PLUNGER WITH PING ON KNOB
#75-011



SWIVEL LATCH (RIGHT)
#84-103



SWIVEL LATCH (LEFT)
#84-003



1/16" Z-CLIP
#86-061



Z-CLIP
#86-083 - 3/16"
#86-085 - 5/16"



Z-CLIP
#86-086 - 3/8"
#86-087 - 7/16"



3/8" SLIDE LATCH
#70-001



5/8" SLIDE LATCH
#70-022



VINYL LIFT
#72-096B - Black
#72-096G - Gray



NYLON LIFT
#72-099B
#72-099W



ALUMINUM PULL TAB
#72-016



BRONZE PULL TAB
#72-016B



WHITE PULL TAB
#72-016W





SIZE	LENGTH/REEL	TYPE	COLOR
120	2000 ft.	Hollow/Smooth	Black/Gray
130	2000 ft.	Hollow/Smooth	Black/Gray
135	2000 ft.	Hollow/Smooth	Black/Gray
140	2000 ft.	Hollow/Smooth	Black/Gray
145	2000 ft.	Hollow/Smooth	Black/Gray
150	1500 ft.	Hollow/Smooth	Black/Gray
160	1500 ft.	Hollow/Smooth	Black/Gray
170	1500 ft.	Hollow/Smooth	Black/Gray
180	1000 ft.	Hollow/Smooth	Black/Gray
190	1000 ft.	Hollow/Smooth	Black/Gray
200	1000 ft.	Hollow/Smooth	Black/Gray
210	1000 ft.	Hollow/Smooth	Black/Gray
220	1000 ft.	Hollow/Smooth	Black/Gray
230	1000 ft.	Hollow/Smooth	Black/Gray
235	1000 ft.	Hollow/Smooth	Black
240	750 ft.	Hollow/Smooth	Black/Gray
250	750 ft.	Hollow/Smooth	Black/Gray
260	500 ft.	Hollow/Smooth	Black/Gray
Flat - .310/.315	1000 ft.	Flat	Black/Gray
Small Flat - .275/.285	1000 ft.	Flat	Black
143 Serrated	2000 ft.	Hollow/Serrated	Black
"T" Spline - .165	3000 ft.	Solid Poly	Black

120	130	135	140	143	145	150	160
○	○	○	○	⊙	○	○	○
170	180	190	200	210	220	230	
○	○	○	○	○	○	○	
235	240	250	260	FLAT	SMALL FLAT	"T"	
○	○	○	○	▬	▬	⊥	
				.315	.285	.165	



HEAVY DUTY RED SPLINE TOOL WITH REPLACEABLE WHEELS



WOOD SCREEN SPLINE TOOL



METAL HANDLE SPLINE TOOL WITH REPLACEABLE WHEELS



PLASTIC SPLINE TOOL



SPLINE TOOL WITH KNIFE



EZ ROLLER



CAULKING GUN



RUBBER CAULKING
White/Bronze



CLEAR SILICONE SEALANT



SPRAY PAINT
White/Bronze/Aluminum



SHEET METAL SCREWS



TEK SCREWS



I-BOLT CABLE SETS
12 Feet
16 Feet



TRIANGLE CABLE SETS
12 Feet
16 Feet

PET DOORS



2-WAY PET DOOR
White



2-WAY PET DOOR
Bronze

	OVERALL DIMENSIONS	OPENING
SMALL	7-7/8" W x 10-1/2" H	6" W x 8" H
MEDIUM	13" W x 15-5/8" H	11" W x 13" H
LARGE	17" W x 23-7/8" H	13" W x 20" H



TITAN HEAVY-DUTY EXTRUDED ALUMINUM SCREEN DOOR KIT

The Titan patio door screen is functionally designed for maximum versatility. It can be used for OX or XO doors by cartwheeling the screen 180°. Heavy wall tubular extrusions combine strength and aesthetic appeal to provide user with the ultimate patio door screen. Knock Down Kit includes all hardware except screening and spline.

	WIDTH	HEIGHT
SIZE	51" – 62"	51" – 62"



SCREEN DOOR ROLLER ASSY
NYLON WHEEL
#95-034



SCREEN DOOR ROLLER ASSY
STEEL WHEEL
#95-030



SCREEN DOOR ROLLER ASSY
STAINLESS STEEL WHEEL
#95-949



INTERIOR HANDLE
#72-109



EXTERIOR HANDLE
#72-110



ADJUSTMENT SCREW FOR
SCREEN DOOR ROLLER
#90-014



U TRACK
USED FOR TOP TRACK
82" and 98"




L ANGLE-USED FOR
TOP OR BOTTOM TRACK
82" and 98"



VINYL ASTRIGAL
Black:
97"



TITAN KD KIT



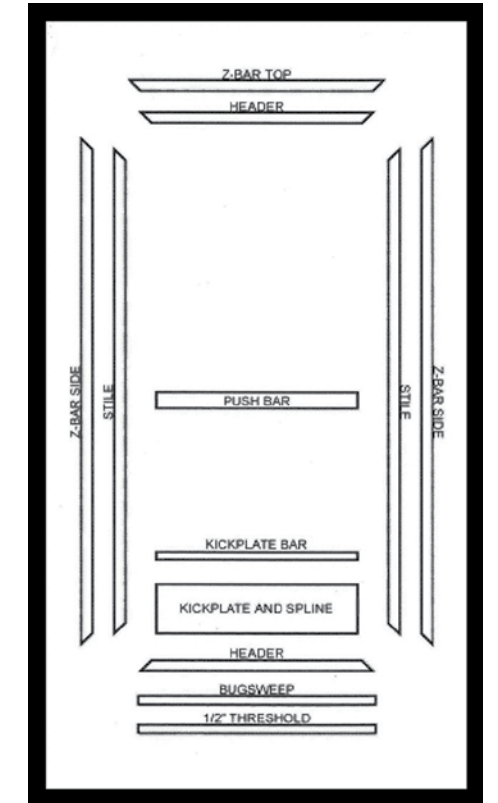
TITAN FRAME



BUG FLAP

PRE-HUNG SCREEN DOORS

STANDARD DOORS	3/0 x 6/8 (36" DLO) 2/8 x 6/8 (32" DLO) 2/6 x 6/8 (30" DLO)
DELUXE DESIGNER	Heavy Aluminum with many Decorative Options
COLORS	Anodized – w/WHK E.S.P Bronze E.S.P White
KICK PLATE	Bronze or White Height: 8", 16", 24", 36"
OPTIONAL PRE-HUNG	Half Z-Bar or Full Z-Bar and 3 Hinges Mounted



STANDARD – 8"



STANDARD – 16"



STANDARD – 24"



STANDARD – 36"



DELUXE DESIGNER CONTEMPORARY

DELUXE DESIGNER FULL CONTEMPORARY

DELUXE DESIGNER DOLPHIN

DELUXE DESIGNER EGRET



DELUXE DESIGNER SEAHORSE

PATIO DOOR KICKBAR ONLY

PATIO DOOR PUSHBAR ONLY

PATIO DOOR RIM ONLY



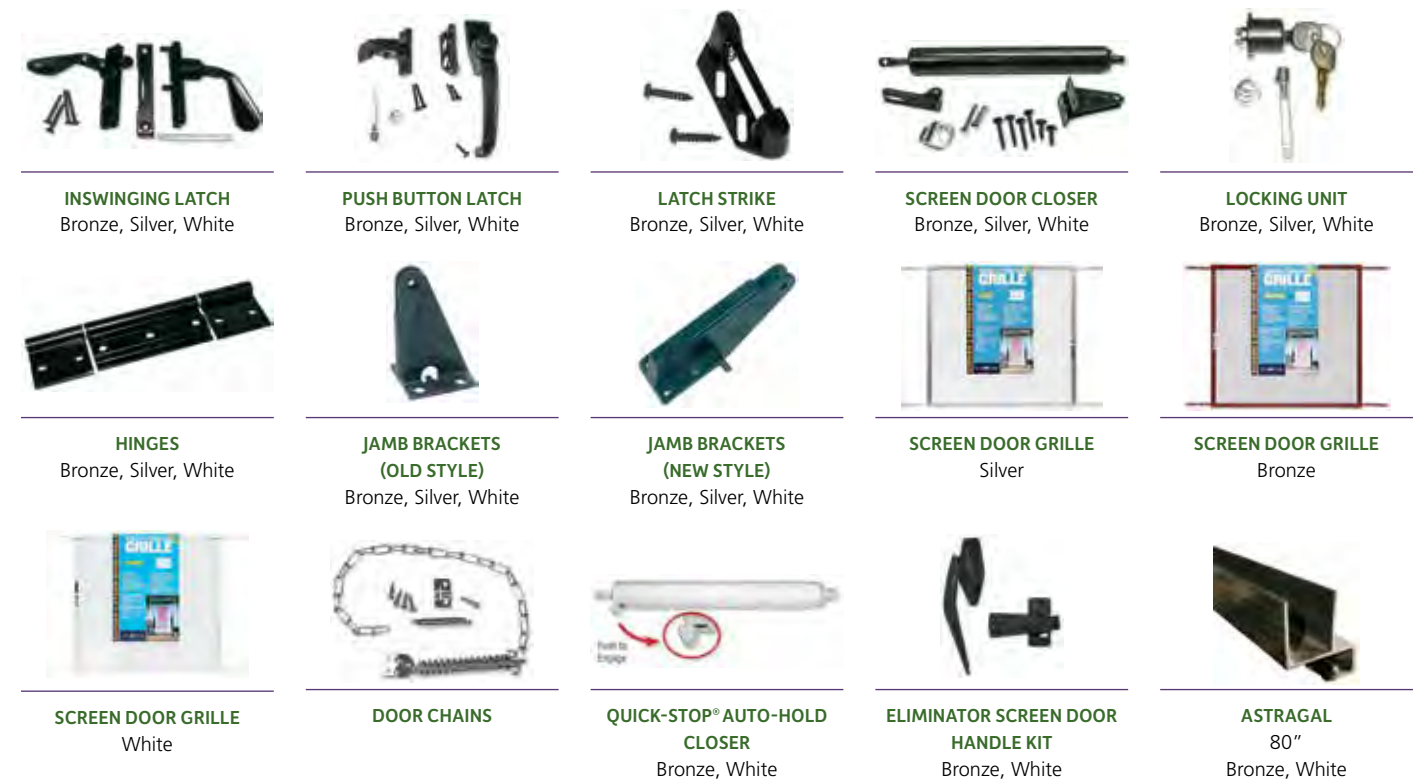
DELUXE DESIGNER ELEGANCE

DELUXE DESIGNER SEAVIEW

DELUXE DESIGNER FULL SEAVIEW

DELUXE DESIGNER SAILFISH

PATIO DOOR ACCESSORIES



INSWINGING LATCH
Bronze, Silver, White

PUSH BUTTON LATCH
Bronze, Silver, White

LATCH STRIKE
Bronze, Silver, White

SCREEN DOOR CLOSER
Bronze, Silver, White

LOCKING UNIT
Bronze, Silver, White



HINGES
Bronze, Silver, White



JAMB BRACKETS (OLD STYLE)
Bronze, Silver, White



JAMB BRACKETS (NEW STYLE)
Bronze, Silver, White



SCREEN DOOR GRILLE
Silver



SCREEN DOOR GRILLE
Bronze



SCREEN DOOR GRILLE
White



DOOR CHAINS



QUICK-STOP® AUTO-HOLD CLOSER
Bronze, White




ELIMINATOR SCREEN DOOR HANDLE KIT
Bronze, White



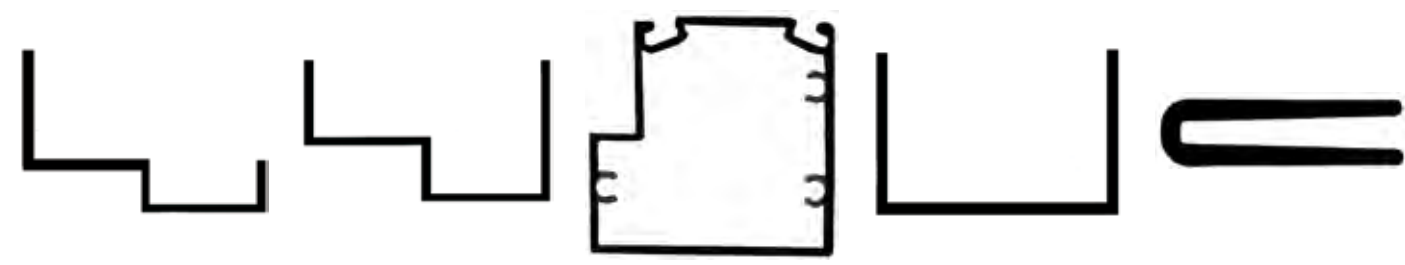
ASTRAGAL 80"
Bronze, White

PATIO EXTRUSIONS

THRESHOLDS



1X2 **2X2** **SMS**
1x2, 1x4 **2X2 UNIVERSAL SNAP** **LAP**
1x4, 1x5, 1x6, 1x7, 1x8, 1x9



Z BAR **ADJUSTABLE Z BAR** **2X2 DOOR JAMB** **1-1/2X2 RECEIVING CHANNEL** **KICK PLATE MOLDING - EXTRUDED**




1/2X2 ARCH **2X3 PATIO** **SERRATED TUBE**
1" & 7/8"



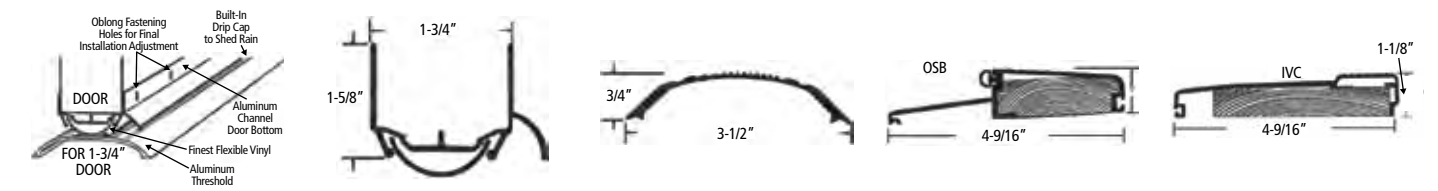
1" HIGH BUMPER HVOS
Aluminum, Gold, Bronze, White **5/8" LOW BUMPER VOS**
Aluminum, Gold, Bronze, White **1/2" LOW SADDLE XLV**
Aluminum, Gold, Bronze, White **4" FLAT SADDLE**
Corrugated Top Aluminum **5" FLAT SADDLE**
Corrugated Top Aluminum



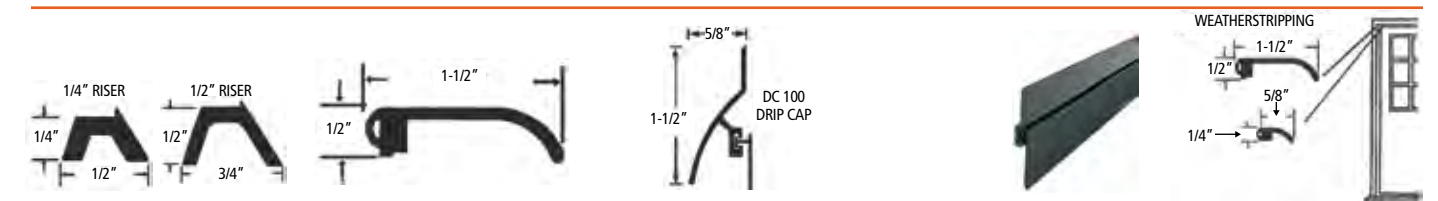
1" HIGH BUMPER HVOS
Aluminum, Gold, Bronze, White **5/8" LOW BUMPER VOS**
Aluminum, Gold, Bronze, White **1/2" LOW SADDLE XLV**
Aluminum, Gold, Bronze, White **3/4" LOW BUMPER LIP SLV**
Aluminum, Gold, Bronze, White **FLAT SADDLE**
4" or 5" Aluminum



FBS
Aluminum, Gold **7/8" HIGH SADDLE HR**
Aluminum, Gold, Bronze, White **1-1/16" EXTRA HIGH SADDLE HRH**
Aluminum, Gold, Bronze **7/8" INTERLOCKING DL**
36", 60", 72" Aluminum, Gold, Bronze **1-1/4" INTERLOCKING DLX**
Aluminum, Gold, Bronze



2DC-200 COMPLETE
Aluminum, Gold **DOOR SHOE 2DC-200 TOP**
For 1-3/4" Door Aluminum, Gold **3/4" THRESHOLD 2DC-200 BOTTOM**
Aluminum, Gold **OSB**
Aluminum **IVC**
Aluminum



1/4" & 1/2" X 36" RISERS
Aluminum, Gold **SD**
Aluminum, Bronze **DC-100**
Single Drip-Cap with Bugsweep Aluminum **BUGSWEEP**
Aluminum, White, Bronze **WEATHERSTRIPPING**
5/8" & 1-1/2" 3-PIECE SETS
Aluminum

STOCK SIZES 24-1/2", 30-1/2", 36-1/2", 48-1/2", 60-1/2", 72-1/2" (Sizes can be made up to 15'3")


COILS



COIL - .024
 Sizes: 16", 24", 36"
 Color: Bronze, White




UNION JACK PATTERN COIL
 Size: 36"
 Color: Mill, White



UNION JACK PATTERN COIL
 Size: 36"
 Color: Bronze

EXTRUDED ALUMINUM SHAPES – MILL




SOLID ROD	DIAMETER	LENGTH
#8500	3/8"	72"




ANGLE			
#8508	1/2" x 1/2" x 1/16"	72"	
#8509	1/2" x 1/2" x 1/16"	96"	
#8510	3/4" x 3/4" x 1/16"	72"	
#8511	3/4" x 3/4" x 1/16"	96"	
#8512	3/4" x 3/4" x 1/8"	72"	
#8513	3/4" x 3/4" x 1/8"	96"	
#8514	1" x 1" x 1/16"	72"	
#8515	1" x 1" x 1/16"	96"	
#8516	1" x 1" x 1/8"	72"	
#8517	1" x 1" x 1/8"	96"	
#8518	1-1/2" x 1-1/2" x 1/8"	72"	
#8519	1-1/2" x 1-1/2" x 1/8"	96"	
#8520	2" x 2" x 1/8"	72"	
#8521	2" x 2" x 1/8"	96"	



FLAT BAR	DIMENSIONS	LENGTH
#8501	1/8" x 1/2"	72"
#8502	1/8" x 3/4"	72"
#8503	1/8" x 3/4"	96"
#8504	1/8" x 1"	72"
#8505	1/8" x 1"	96"
#8506	1/8" x 1-1/2"	72"
#8507	1/8" x 1-1/2"	96"

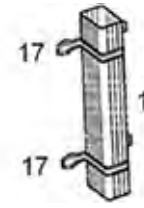


ROUND TUBE	DIMENSIONS	LENGTH
#8522	3/4" x .055"	72"
#8523	1" x .055"	72"
#8524	1-1/4" x .055"	72"

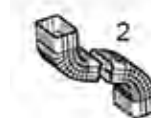


SQUARE TUBE	DIMENSIONS	LENGTH
#8525	1" x 1" x 1/16"	72"
#8526	1" x 1" x 1/16"	24'

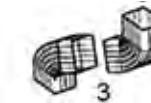
GUTTERS



3" X 4" X 10" DOWNSPOUT
 Dark Bronze, HG White, LG White



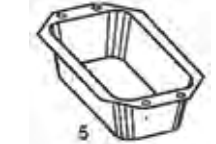
3" X 4" ELBOW "A"
 Dark Bronze, HG White, LG White



3" X 4" ELBOW "B"
 Dark Bronze, HG White, LG White




3" X 4" OVAL OUTLET



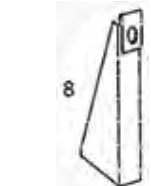
3" X 4" RECTANGLE OUTLET



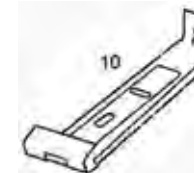
6" END CAPS (LEFT AND RIGHT)
 Dark Bronze, HG White, LG White



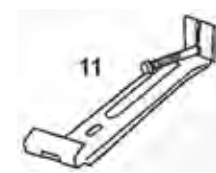
6" FERRULE



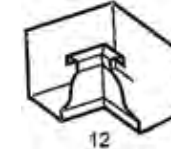
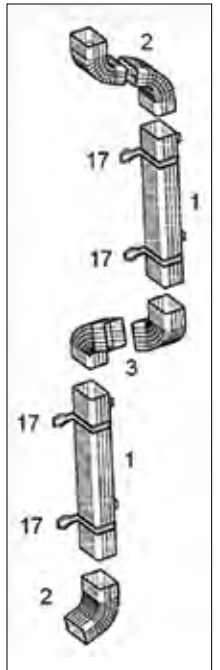
6" GUTTER WEDGE
 White, Black




HIDDEN HANGER



HIDDEN HANGER WITH SCREW



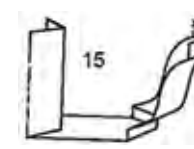
6" INSIDE BOX MITER
 Bronze, HG White, LG White



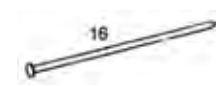
6" INSIDE STRIP MITER
 Bronze, HG White, LG White



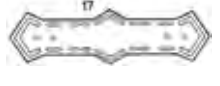
6" OUTSIDE BOX MITER
 Bronze, HG White, LG White



6" OUTSIDE STRIP MITER
 Bronze, HG White, LG White



8" SPIKE



PIPE BAND
 Bronze, HG White, LG White

PLATES & VENTS



KICK PLATE
 Aluminum, Stainless Steel



PUSH PLATE
 Aluminum, Stainless Steel



SCREEN VENT
 Aluminum



LOUVER VENT
 Aluminum



LOUVER VENT
 White



ROUND LOUVER VENT
 Aluminum



BARTON KRAMER INC.

Window and Door Hardware

*Your Source for Quality
Window and Door
Replacement Hardware*

WINDOWS

DOORS

SCREEN PRODUCTS

DRAWER PRODUCTS

STORM SHUTTER & AWNING HARDWARE

SECURITY PRODUCTS

Contact Us Today!

1601 NW 72nd Avenue | Miami, Florida 33126-1315


PO Box 520367 | Miami, Florida 33152-0367

TOLL FREE (800) 433-0021 | PHONE (305) 477-9444

FAX (305) 477-9599

E-MAIL sales@bartonkramer.com

www.bartonkramer.com



AMERICAN SCREEN CORPORATION

SCREEN•TECH®

FIBERGLASS INSECT SCREENING

1601 NW 72nd Avenue
Miami, Florida 33126-1315

PO Box 520218
Miami, Florida 33152-0218

PHONE (305) 592-0909

TOLL FREE (800) 533 2274

FAX (305) 477-0657

E-MAIL sales@screeentechusa.com

WWW.SCREENTECHUSA.COM

PRICE: \$2.50